

Chelsea Theatre Technical Specification



7, World's End Place,
Chelsea, London SW10 0DR
Phone Number: 0207 352 1967
E-mail: admin@chelseatheatre.org.uk

KEY CONTACTS

Paul Adlam, CEO: paul@chelseatheatre.org.uk
Production Manager : will@chelseatheatre.org.uk
Office: admin@chelseatheatre.org.uk

In the first instance, please send all inquiries to the CEO. For any technical enquiries, please contact the production manager.

INDEX

Page 3). General Information

Page 4). Sound

Page 5). Lighting

Page 6). Theatre Power & AV Distribution Boxes

Page 7). Rigging

Page 8.1). Paging & Intercom System

Page 8.2). Hearing Aid & Hard of Hearing System

Page 10 & 11). Theatre Dimensions

Page 12). Cinema & Projector Hire

Page 13 & 14). Theatre Photo Gallery

ACCESS TO THE THEATRE

All access times must be confirmed with festival theatre staff before arrival. There are 1-2 parking spaces on site for loading and unloading only, with a direct load into the theatre via the theatre's back entrance. Paid parking nearby. FOH theatre access is via the pedestrianised piazza at World's End.

Accessible Access

The theatre has at least one fully accessible entrance on all sides. There is full accessibility to all areas of the centre and theatre excepting two of four entrances to the theatre from the wings, (See seating Plan A + B) the first floor direct exit from the theatre (See seating Plan C). There is a lift to the first floor and Accessible toilets on the first floor.

AUDITORIUM

Seated 130 capacity and will be set up in the round (see photo above).

STAGE

The stage is a non-sprung, matte wooden floor with performance space of 5.854 m x 5.051m

DRESSING ROOMS

The auditorium has two dressing rooms adjacent to SR door which can accommodate 10 people. The dressing room has mirrors, central hanging rail, 2 x Toilet and shower, one set accessible.

Chelsea Theatre will provide a clean, bare performance area. The theatre has a black floor with dark grey walls and doors. There are backstage areas on both sides of the auditorium but no wings, flats or side masking. Backstage cross-over may be possible through the bar access corridor depending on set up. Options for black back drop and black legs to create wings if required. Available in house

Entrances from the back and dressing room to the performance space are Front Stage Right or Front Stage left.

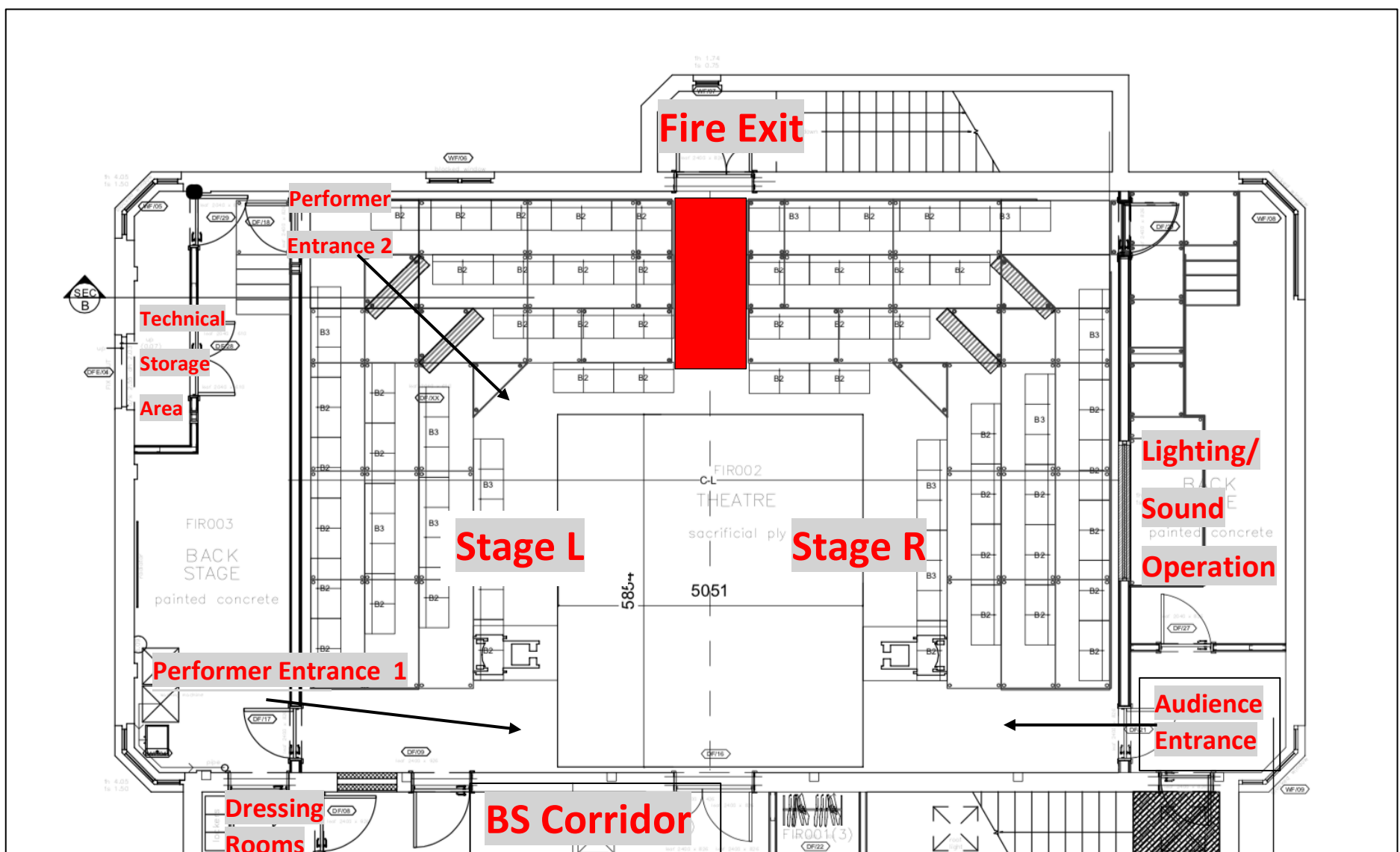
PLEASE NOTE Nothing can obscure the fire exit hallway marked in red on the map below.

Control Room

The auditorium control room is situated in the backstage area Stage left. The control room has a large window to the front, and direct access to the performance space. The studio control room is suitable for one or two operators only, as space is limited. The raised control platform is not accessible. The studio does not have a Stage Management desk. It does have show relay and comms system.

SAFETY

All sets used at The Chelsea Theatre must be either class 1 or fireproofed with a recognised brand of flame retardant. The theatre reserves the right if necessary, to refuse any item if we feel any Health and Safety regulations have been compromised. All electrical equipment bought into the theatre must have a valid PAT sticker on it. All risk assessments must be made available to the Chelsea Theatre / Festival Producer prior to or upon arrival so copies can be made and kept by ourselves.



Sound

Control - Yamaha TF1

Capable of analogue 14 inputs due to tie line capacity. We can accommodate digital stage boxes if a higher input count is needed.

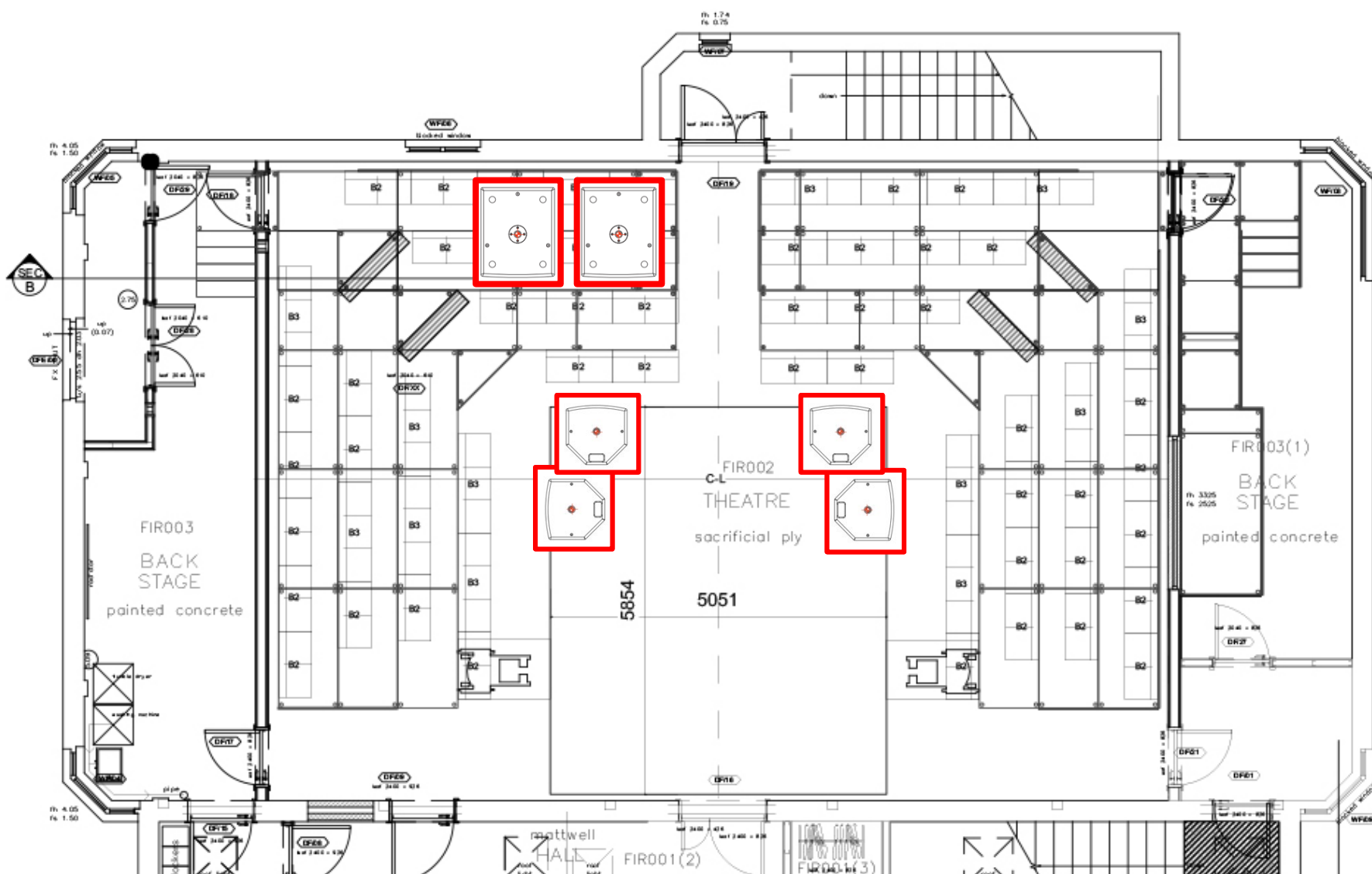
The theatre is also fitted with 2 intercom channels that can run separately, or simultaneously.

Amplifiers and Speakers:

Sound system includes 4 Martin Backline X15, each facing their corresponding seating banks.

Subs are Martin Backline X115s, which are both situated under the down stage left seating bank.

3x Lab Gruppen IPA 2400



Microphones and DIs included with hire:

- 1x Sennheiser 835
- 1x peavy i100 (sm58 copy)
- 4x sm58
- 3x DI boxes

Please Note Any additional music license costs will be added to the dry hire fee.

Extra hireable microphones:

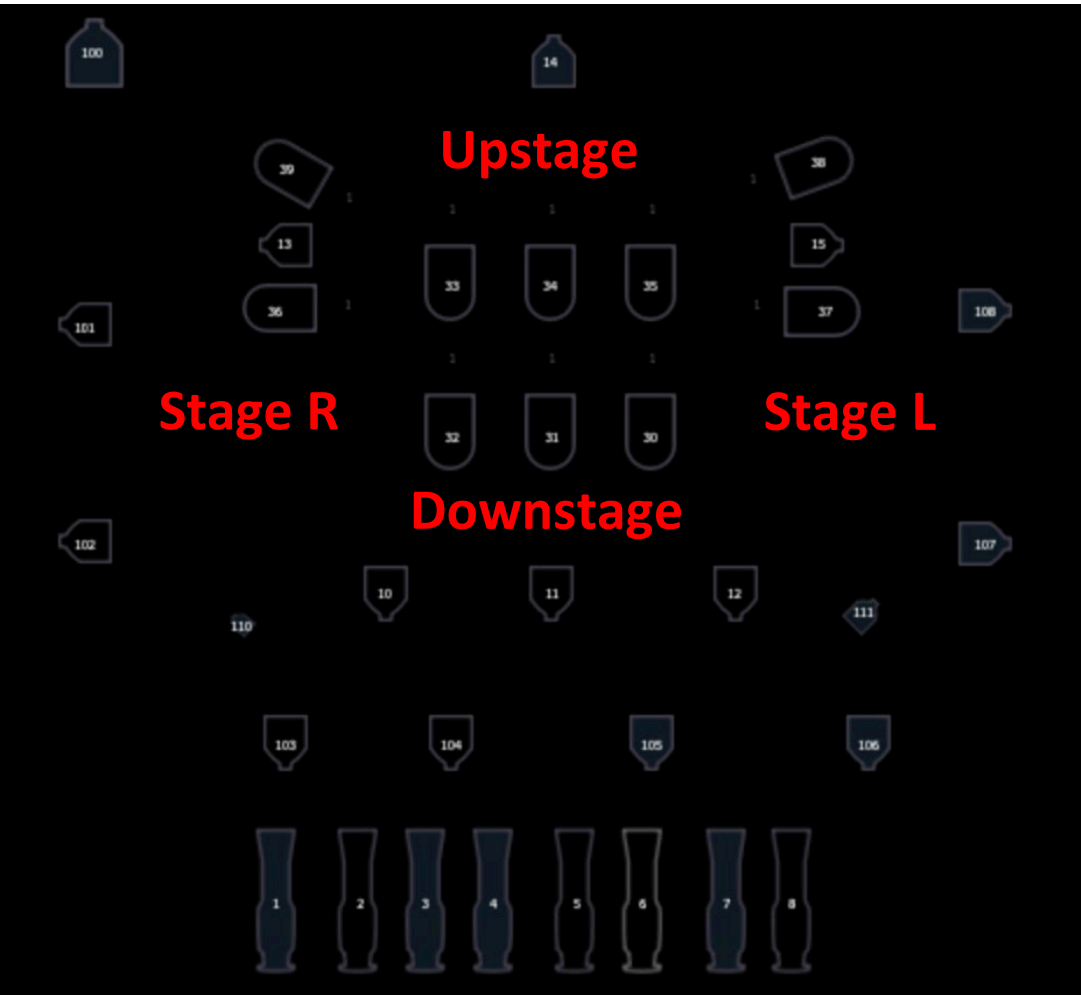
- . Audix D6
- . Shure Beta 91a
- . Beyerdynamic M201
- . Sennheiser e906
- . Sennheiser e945
- . sE 2000i
- . sE1a
- . Stereo DI box
- . Trantec Radio Mic

***Please see extra hire list for information on pricing**

Lighting

(ETC eos show file on request)

Control: ETC Ion




Channels 1 - 8	Downstage profiles	ETC Source 4 / Strand SL
Channels 10, 11, 13,14, 15	General wash fresnels	Strand Quartet F / Selecon Rama
Channels 30 - 35	LED colour washes	Martin Rush par zooms
Channels 37 + 38	Stage Left LED colour side wash	Martin Rush par zooms
Channels 36 - 39	Stage Right LED colour side wash	Martin Rush par zooms
Channels 100 - 111	House lights	Strand Cantata F (CH 100) / Colour Source PAR (101 - 108)/ Selecon Rama Channel 110 - 111)

Dimmers

Dimmers are patched 1 to 1, relevant to the sockets in the grid and the AV boxes

DMX Splitter system



DMX can be distributed throughout the theatre using the AV boxes. There are also DMX outputs on the end of each upstage grid pole.

Please see next page for more information regarding AV box placements.

Theatre Power & AV Boxes

The theatre is packed with different types of AV boxes low to the ground, with a combination of audio, video, lighting and power distribution capabilities.




AV box type 1

- . DMX In & Out
- . 2x CAT6 Tie Lines
- . 4x 13a sockets
- . 4x 15a dimmer sockets (2 channels)



AV box type 2

- . 16 Analogue XLR lines (Female or male per channel)
- . 4x 13a Sockets
- . 6x BNC video Tie Lines
- . 2x Intercom lines
- . 1x Paging mic Input



AV Box type 3

- . DMX In & Out
- . 4x 15a Dimmer sockets (2 channels)
- . 2x CAT6 lines
- . 2x 13a sockets



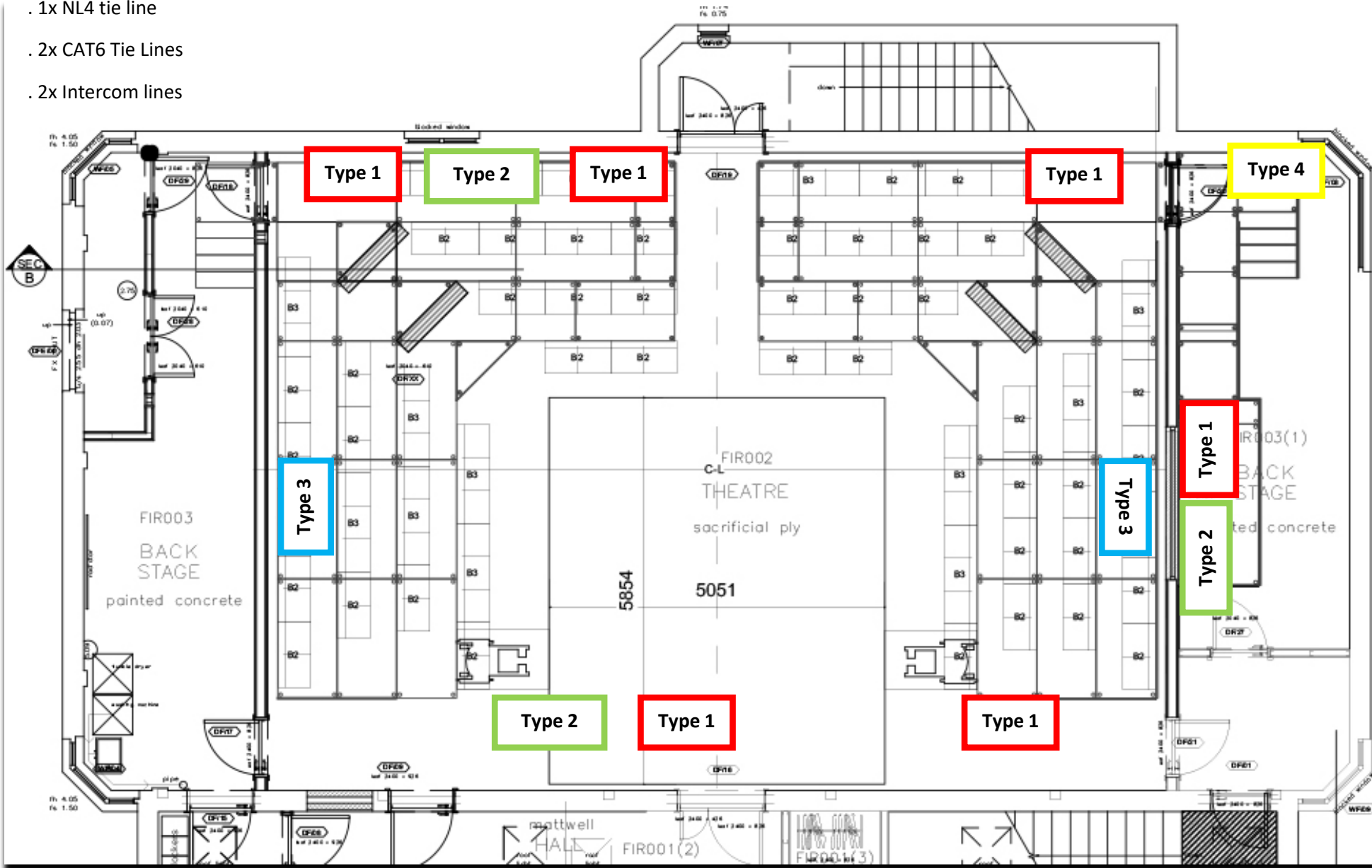
AV box type 4

- . 4 Analogue XLR lines (Female or male per channel)
- . 4x 13a sockets
- . 2x BNC video Tie Lines
- . 1x Paging mic input
- . 1x NL4 tie line
- . 2x CAT6 Tie Lines
- . 2x Intercom lines

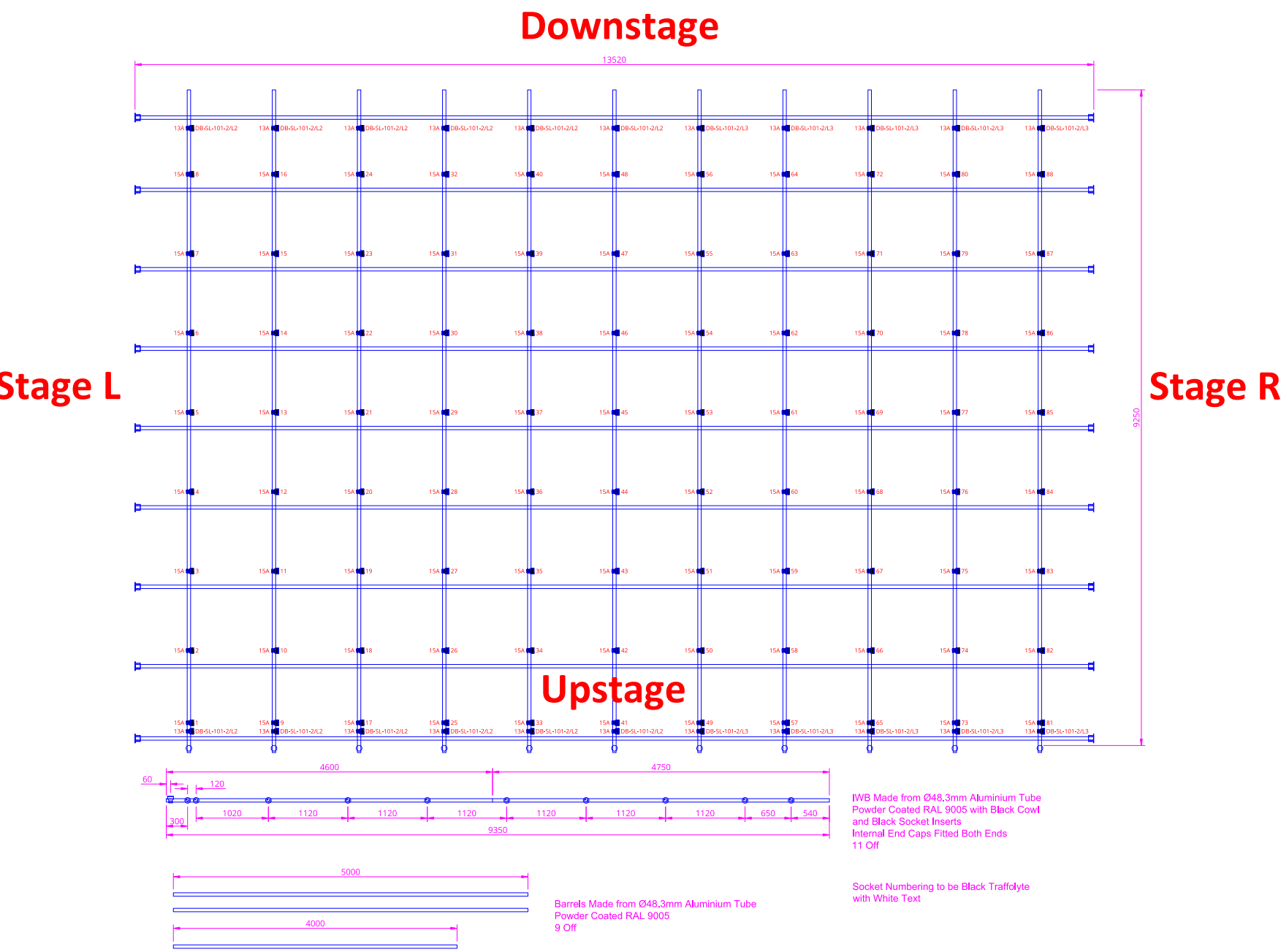


AV box type 5

- . 4x 13a Sockets
- . 2x BNC Video Tie Lines
- . 2x Intercom channels
- . 2x CAT6 Tie Lines



Bellow is pipe grid 4M meters from the theatre floor. If your production requires extra lighting to be hung, it is worth mentioning every socket is 15a, so you'll require adapting if 13a is needed. These sockets can be set hot power for DMX controlled lighting.



Extra Staging:

We have 8 pieces of extra staging available for hire. Please see extra hire list for more information regarding size and price.

Paging & Intercom:

There are a series of paging and intercom AV boxes situated around the building.

Type 4 can be found in the bar area.

Type 5 can be found in the lobby, front desk, studio 3 and dressing rooms.

Paging Microphone

As you can see bellow, the microphone output is split into zones. This gives you the ability to talk to specific areas of the theatre if you need to. These areas include the lobby, bar, FOH and dressing rooms.



AV box type 4



AV box type 5




Paging Microphone

Hearing Aid & Hard Of Hearing System

If you know your event will be attended by people who may suffer with hearing issues, we can easily accommodate up to 8 people on these hearing devices.

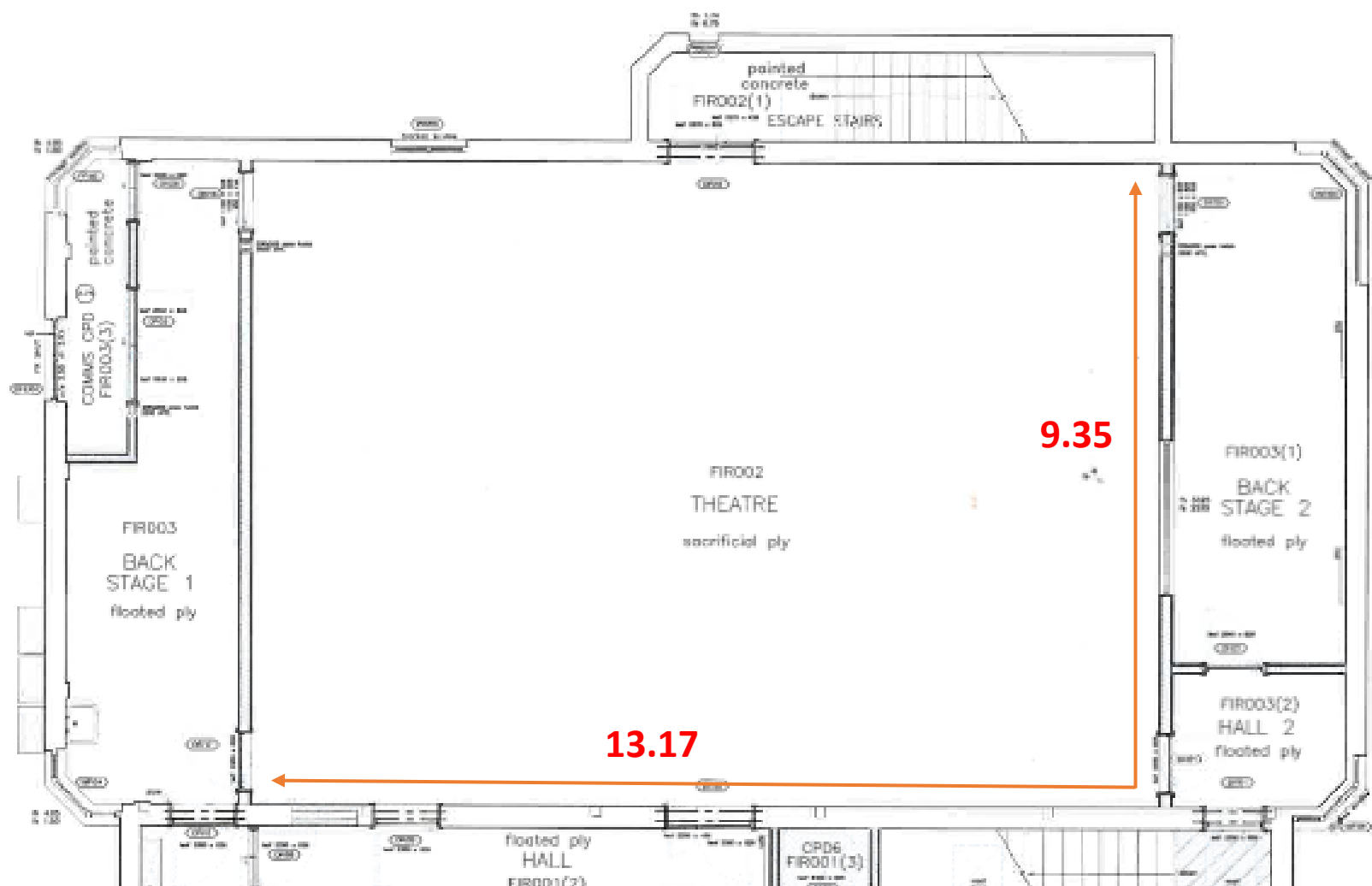
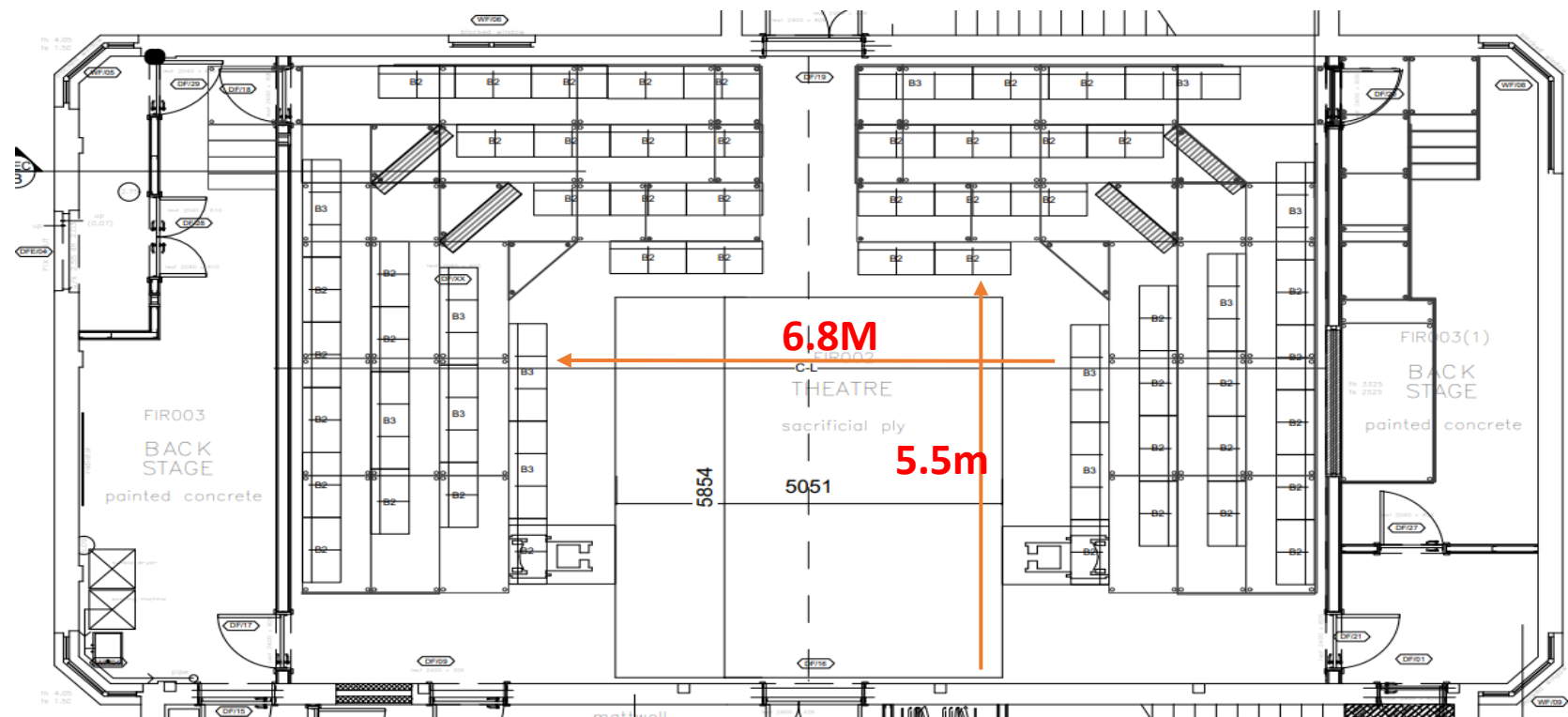
People with hearing aids can also connect to our radio transmitter unit.

Both these systems take a stereo feed from the 2 condenser microphones above the stage, ensuring a clear capture of the performance and crowd.

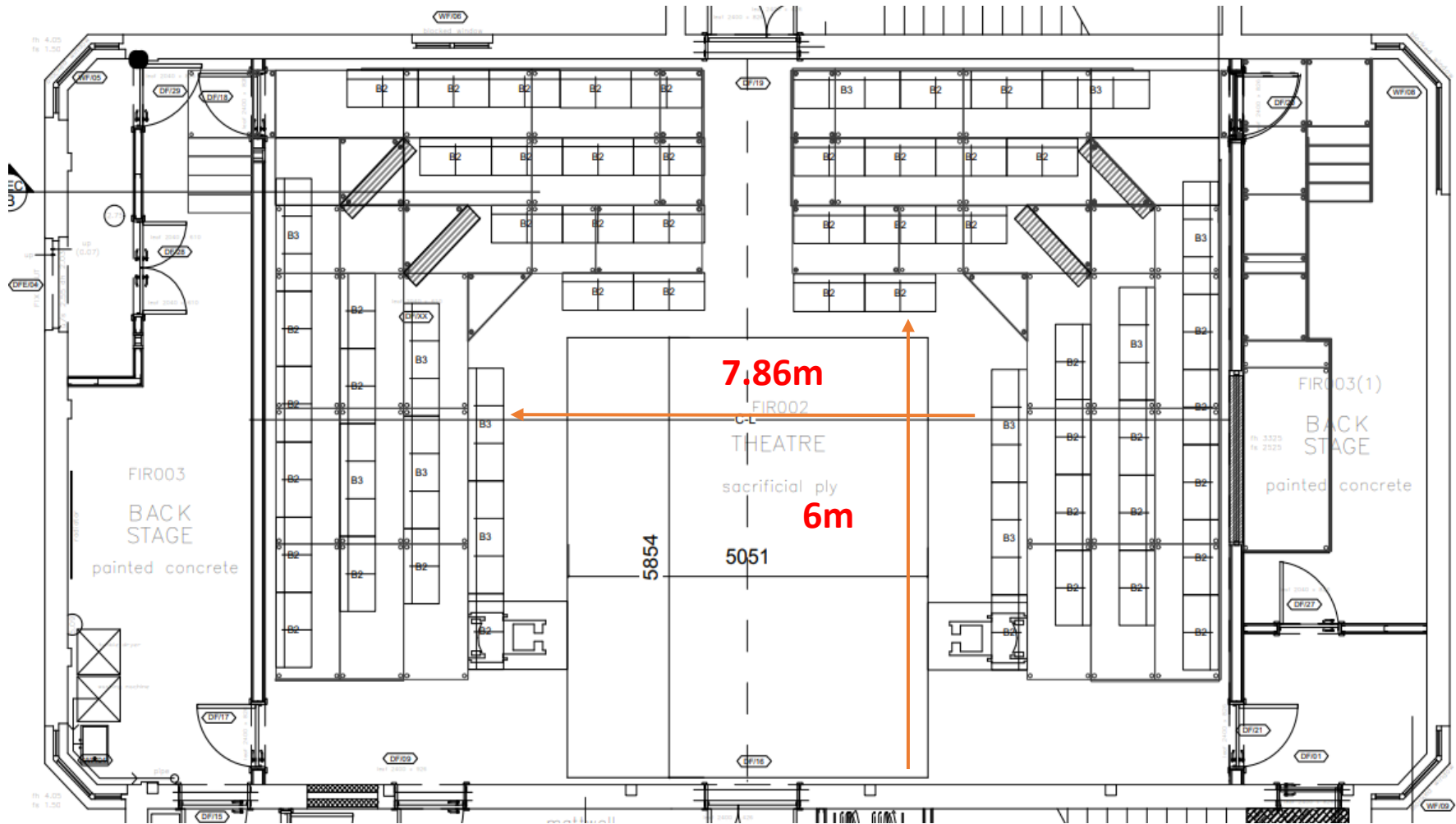


Theatre Dimensions with bottom row

Height (to light level) – 3.8M



Theatre Dimensions Without Bottom Row



The stage can be manipulated to give you an extra 1m(W) x 0.5m(L) of performance space.

Please bare in mind this eliminates 18 seating positions for the audience, limiting the overall capacity to 112.



Cinema Hire

Please note If projector or screens are needed for your production, please specify what you require in your first point of contact with our team, to make sure can accommodate you.

To add to the versatility of the theatre, we have a 200", screen, 4K projector and outstanding cinema grade audio system, available to transform the space into an intimate movie theatre.



If your theatre production requires the projector and screen, be aware there is no opportunity to backlight the screen, meaning anything obstructing the projectors line of light will cast a shadow on the screen.

For small scale projection, we also have a 150" screen and a 100" version that comes with a stand.

For operation, you will need to provide the source (Laptop, DVD player, etc) with a **HDMI** output. The position of operation can be adjusted in the theatre, if required please let us know.





Dressing Room 1



Dressing Room 2