



Technical Specifications

as at 31.04.07

STAGING

DIMENSIONS OF SPACE

Depth of stage

From setting line to back wall 6600mm

From front of seats to back wall 7200mm

Width of stage 9600mm

Grid height 3800mm

MASKING

x 7 Black wool stage drapes 3900mm drop x 2500mm wide

x 1 Black wool stage drape 4800mm drop x 2700mm wide

Assorted black wool masking flats

x1 Roll of black harlequin dance floor, black/white reversible

x2 8 foot Zarges ladders

LIGHTING

Please Note

No Lights to be rigged under the air conditioning unit

upstage left, please see Lighting Grid Plan

CONTROL

ETC Express 24/48 Lighting Desk

48 Ways Digital Dimming

48 Circuits direct to dimmers (one to one)*

*Including house lights.

LANTERNS

B=Barn Doors

GF=Gel Frames

S=Shutters

PROFILES

x5 SL, 15/32, 600W (S/GF)

x9 SL, 23/50, 600W (S/GF)

x2 SIL 30, 1K

x2 T-Spot, 1K (GF)

x5 Cantata 18/32 1K

FRESNELS

- x6 CANTATA, 1.2K, (BGF)
- x13 Quartet, 650W, (BGF)
- x4 743, 1K, (BGF)
- x7 PATT 123, 500W, (BGF)
- x3 MINUETTE, 650W, (BGF)

OTHER

- X6 Parcan CP62 (GF)
- X4 MR16 (Birdies) 2 transformers only
- x4 ADB, Cyc (ACP 1001, 2 of which usually house lights)

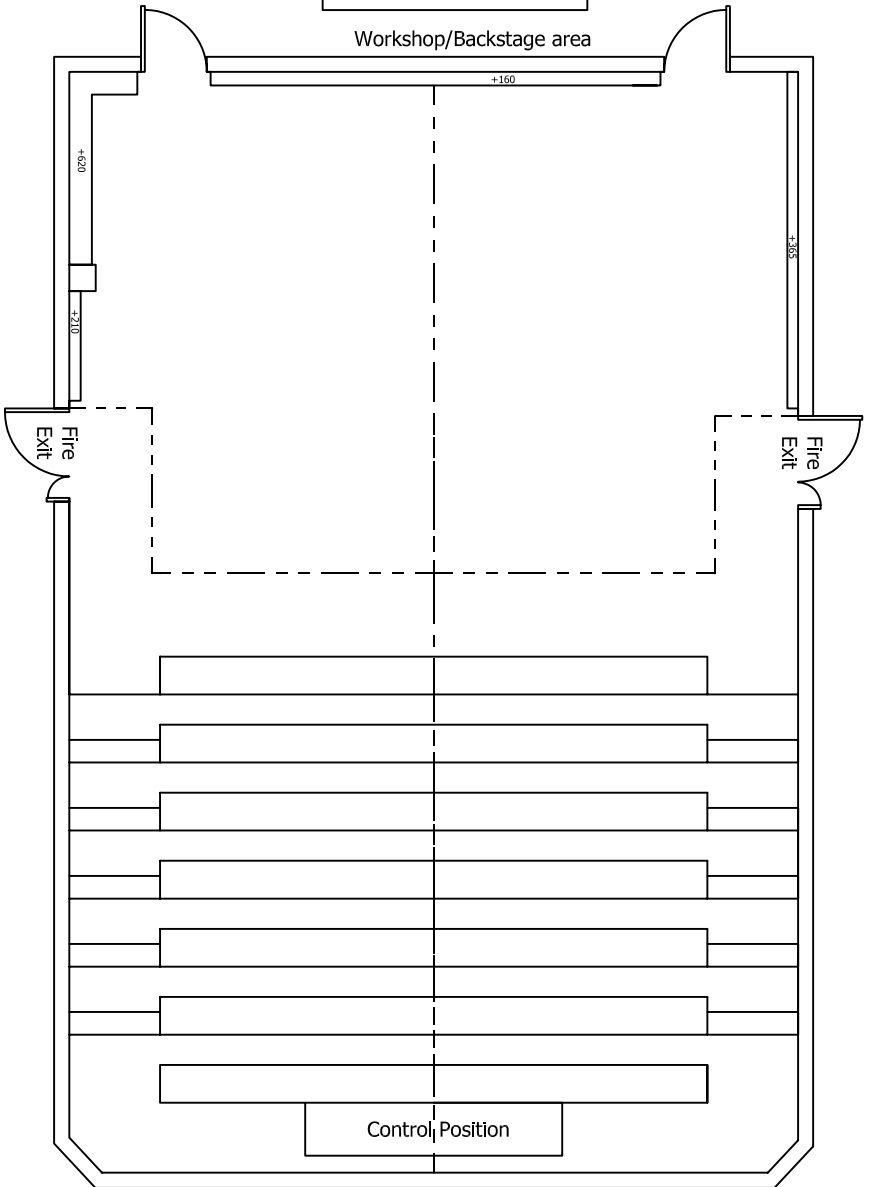
ACCESSORIES

- X6 SL GOBO HOLDERS
- Assorted 15A TRS (EXTENSION CABLE)
- Limited 13A extension cable
- Limited grelcos

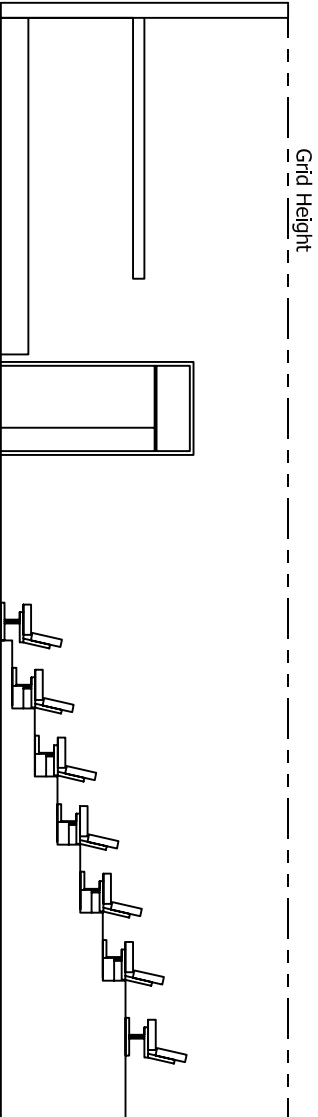
SOUND

- x1 24 Channel MX 24/4/2 Euro Desk
- x1 Yamaha P3200 amp
- x1 Sony MD JE480 Single Mini-Disk Player
- x1 Denon DRM-595 Single Cassette Player
- x2 Cambridge Azur 540 CD player
- x2 DVD Players
- x2 Control 1 Speakers
- x2 Control 5 Speakers
- x4 Mosquito Dynacord Speakers
- x2 Mackie Art2000a Powered Speakers
- x1 SM58 Vocal Microphone and boom stand
- x2 Cans headsets (1 at control desks, 1 backstage)
- x4 Microphone outlets onstage
- x6 Speaker outlets onstage
- Limited XLR and speaker cable
- Show relay to backstage and dressing rooms

The Chelsea Theatre
World's End Place
Kings Road
London SW10 0DR
- GROUND -
- PLAN -
Scale: 1:100 (when printed at A4)
Drawn By: M. Langthorne 03.04.06



The Chelsea Theatre
World's End Place
Kings Road
London SW10 0DR
- SECTION -
Scale: 1:100 (when printed at A4)
Drawn By: M. Langthorne 03.04.06



The Chelsea Theatre
World's End Place
Kings Road
London SW10 0DR

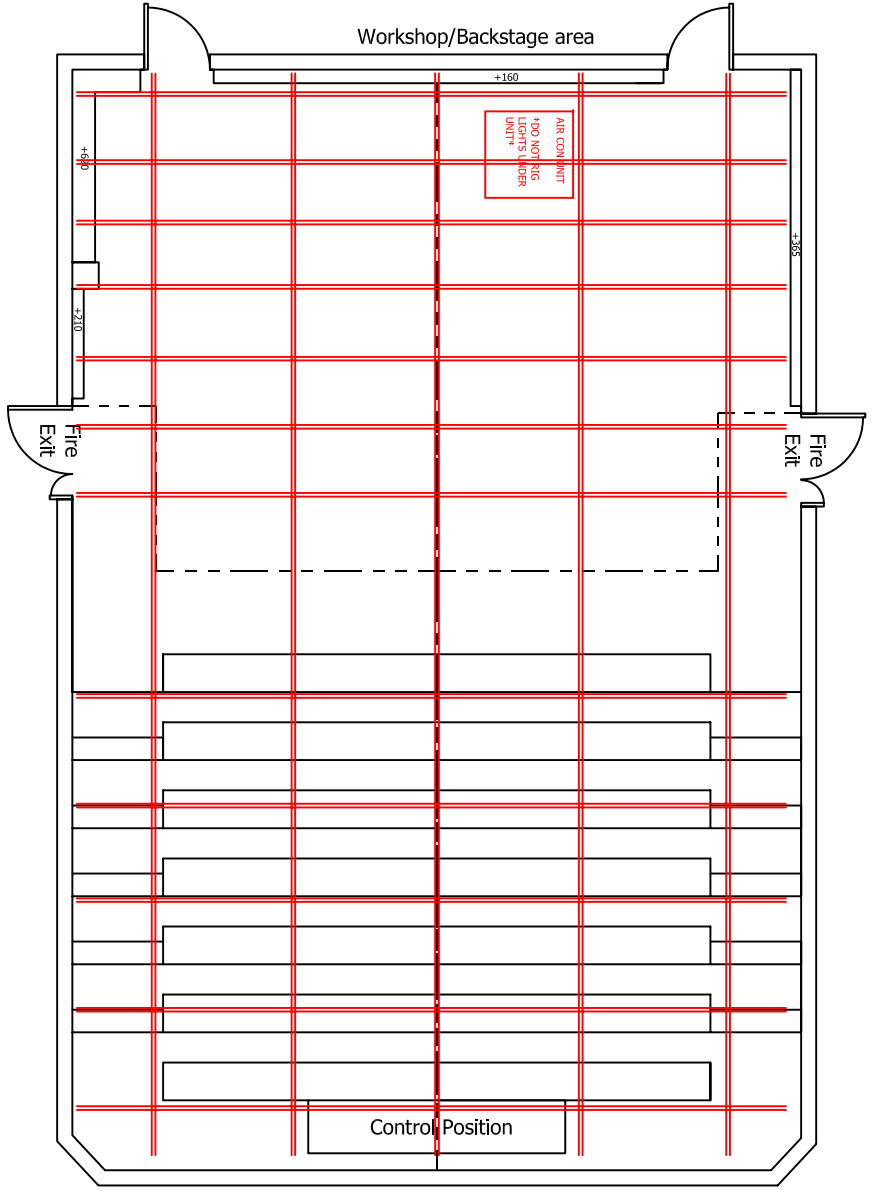
- LIGHTING -
- GRID PLAN -


Scale: 1:100 (when printed at A4)

Drawn By: M. Langthorne 03.04.05

Lighting Key	
Symbol	Number
	4
	9
	2
	2
	6
	13
	4
	7
	3
	6
	4
	5

Notes
 -Number in square = Patch
 -Number in circle = Channel





INT
COM

+160

33 34 35 36 37 38 39 40 45 46 47 48

SPK 3 48 SPK 4

+365

25 26 27 28 29 30 31 32 3 MIC 4 2 COM 4 MIC 4 2 COM

Fire Exit Fire Exit Sign

17 18 19 20 21 22 23 24 5 SPK 6

9 10 11 12 13 14 15 16

1 2 3 4 5 6 7 8

Control Position

Show relay loop to SA, then to Dressing rooms

Show relay loop to Int backstage